

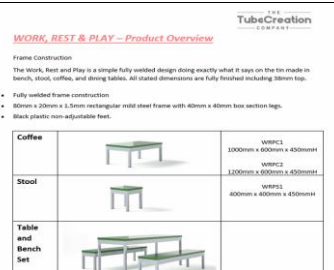




WORK, REST & PLAY



May 2020

Product Guide

WORK, REST & PLAY – Contents

<h3 style="color: red;">Product Overview</h3>	Page 3	
<h3 style="color: red;">Product Images</h3>	Page 5	
<h3 style="color: red;">Frame Colour Options</h3>	Page 6	
<h3 style="color: red;">Laminate Top Options</h3>	Page 7	
<h3 style="color: red;">Statements</h3>	Page 8	

The Tube Creation Company Ltd, Unit A Park Barn, Station Road, Topcliffe, Thirsk, North Yorkshire, YO7 3SE

01845 578500





sales@tubecreation.co.uk

WORK, REST & PLAY – Product Overview

Frame Construction


The Work, Rest and Play is a simple fully welded design doing exactly what it says on the tin made in bench, stool, coffee, and dining tables. All stated dimensions are fully finished including 38mm top.

- Fully welded frame construction
- 80mm x 20mm x 1.5mm rectangular mild steel frame with 40mm x 40mm box section legs.
- Black plastic non-adjustable feet.

Coffee		<p style="text-align: center;">WRPC1 1000mm x 600mm x 450mmH</p> <p style="text-align: center;">WRPC2 1200mm x 600mm x 450mmH</p>
Stool		<p style="text-align: center;">WRPS1 400mm x 400mm x 450mmH</p>
Table and Bench Set		
Bench		<p style="text-align: center;">WRPB1 1200mm x 400mm x 450mmH</p> <p style="text-align: center;">WRPB2 1400mm x 400mm x 450mmH</p> <p style="text-align: center;">WRPB3 1600mm x 400mm x 450mmH</p> <p style="text-align: center;">WRPB4 1800mm x 400mm x 450mmH</p>

Dining		<p>WRPD1 1400mm x 800mm x 740mmH</p> <p>WRPD2 1600mm x 800mm x 740mmH</p> <p>WRPD3 1800mm x 800mm x 740mmH</p> <p>WRPD4 2000mm x 800mm x 740mmH</p>
---------------	---	---



WORK, REST & PLAY – Images



WORK, REST & PLAY – Frame Colour Options

STANDARD POWDER COATING FINISHES

(SEMI GLOSS)

				
YELLOW RAL 1003	RED RAL 3020	ORANGE RAL 2011	MAROON RAL 3001	MAGENTA RAL 4010
				
LILAC RAL 4005	BLUE RAL 5017	SEA BLUE RAL 5019	GREEN RAL 6001	YELLOW GREEN RAL 6018
				
MAY GREEN RAL 6017	TURQUOISE RAL 6033	NATURAL GREY RAL 7003	ANTHRACITE RAL 7016	GREY RAL 7046
				
BROWN RAL 8011	CREAM RAL 9003	WHITE RAL 9010	BLACK RAL 9005	GRAPHITE RAL 9011

PLEASE NOTE AN ANTIBACTERIAL PAINT FINISH CAN BE QUOTED FOR ON REQUEST

WORK, REST & PLAY – Laminate Top Options

Standard laminate

38mm thick chipboard top with matching PVC edge.

Cream White W911 (RAL 9010)	Black U999 (RAL 9005)	Light Grey U708 (RAL 7047)
		
Onyx Grey U960 (RAL 7012)	China Red U321 (RAL 3020)	Citrus Yellow U131 (RAL 1016)
		
Turquoise Blue U633 (RAL 5021)	Tyrolean Blue U504 (RAL 5000)	May Green U600 (RAL 6018)
		
Fern Green U650 (RAL 6010)	Orange U332 (RAL 2003)	Crocus Pink U404 (RAL 4008)
		
Natural Lancaster Oak H3368	Ellmau Beech H1582	Natural Dijon Walnut H3734
		
Mali Wenge H3058	Sand Lyon Ash H1298	Natural Pine H3470
		
Light Concrete F274	White Carrara Marble F204	
		

Other colours are available on request, please ask the sales team.

WORK, REST & PLAY – Statements

Specification

Work, Rest & Play frames are designed and manufactured for use within high usage areas such as education and commercial break-out and informal meeting areas.

Work, Rest & Play are constructed from 80mm x 20mm rectangular mild steel frame with 40mm x 40mm x 1.5mm square legs to create a simple but versatile frame in an extensive range of colours and finishes. Other frames sizes can be quoted for and manufactured.

Work, Rest & Play frames are supplied fully wrapped for protection and can be either collected from our warehouse or delivered for a charge. Delivery is made by our own unliveried vehicle.

Work, Rest & Play frames are supplied with welded fixing tabs for woodscrews as standard.

Work, Rest & Play frame come with black plastic non-adjustable feet as standard, but we can quote for adjustable feet, castors and floor fixing plates at your request.

Work, Rest & Play frames can be made for the outdoors as we apply a primer before powder coating. If our product is to be situated near the sea or onboard ships, then we recommended all frames are sandblasted before being primed and powder coated.

Work, Rest & Play frames and tops will be delivered together however to reduce risk of product damage the customer is to fix the tops on site and provide the relevant woodscrews, for 38mm tops use 8-gauge, 1-inch woodscrews.

FOR LARGER QUANTITIES OR SPECIAL SIZES PLEASE CONTACT OUR OFFICE FOR A SPECIFIC QUOTE.

Lead Times

4 weeks from receipt of purchase order, however this can fluctuate slightly depending on workload and times of year, but precise lead times will be confirmed on or just prior to receiving the purchase order and confirmed by an emailed order confirmation.

Maintenance

Work, Rest & Play frames are totally maintenance free, however we suggest that the following should be observed during the frame's lifetime: -

Only clean the frame with warm soapy water or a mild detergent solution. Harsh cleaning and bleaching products are not recommended.

Environmental Statement

The Tube creation Company do not hold any formal environmental accreditation; however, we do hold an Environmental Policy Statement to ensure effective management of activities with the potential to affect the environment. Based in rural North Yorkshire, close to the A1, The Tube Creation Company are still making metal furniture frames from our purpose-built factory which was extended at the end of 2019 to include a powder coating booth and a new timesaver 10 Series 1300 Manual Grinder with vacuum table. The Tube Creation Company is producing less quantities of waste and most waste is now either recycled or we employ companies which take away the waste and certificate us, keeping The Tube's impact on the environment down to a minimum.